

ORDINANCE NO. 2015- 3794

AN ORDINANCE TO MAKE TEMPORARY APPROPRIATIONS IN THE AMOUNT OF \$107,557,488.00 FOR EXPENSES AND EXPENDITURES FOR THE 2016 FISCAL YEAR JANUARY 1 THRU MARCH 31 FOR THE CITY OF FREMONT, STATE OF OHIO AND DECLARING AN EMERGENCY.

BE IT ORDAINED BY THE COUNCIL, CITY OF FREMONT, STATE OF OHIO:


SECTION 1. To provide for current expenses and expenditures for the City of Fremont during the period of January 1, 2016 through March 31, 2016, the sums expressed in Exhibit A, which is attached and incorporated herein, are hereby set aside and appropriated into each fund for a total appropriation in the amount of \$107,557,488.00.

SECTION 2. The City Auditor is hereby authorized to draw his warrants from the City Treasury for payments for any of the foregoing appropriations as provided by statute, upon receiving proper warrants drawn against an appropriate fund, except as otherwise provided, make any contract or give any order involving the expenditure of money unless there is attached thereto a certificate of the fiscal officer of the subdivision that meets the statutory requirements, upon approval by the Board of Officers authorized by law to approve the same, or by ordinance or resolution of Council to make the expenditures; provided no warrants shall be drawn or paid for salaries or wages except for persons employed by authority of and in conforming to the requirements of laws.

SECTION 3. It is hereby found and determined that all formal actions of this Council concerning and relating to the passage of this ordinance were adopted in an open meeting of this Council, and that all deliberations of this Council and any of its committees that resulted in such formal action were in meetings open to the public in compliance with all legal requirements, including Section 121.22 of the Revised Code of Ohio.

SECTION 4. The immediate operation of the provisions of this ordinance is necessary for the immediate preservation of the public peace, health, safety and welfare of the citizens of the City of Fremont. Said emergency being the need to authorize the Auditor to draw warrants for payments of contracts and expenses for the City of Fremont from January 1, 2016 through March 31, 2016.

This ordinance, provided it receives a two-thirds yea or nay vote of all the members elected to the Fremont City Council, is hereby declared to be an emergency measure and this ordinance shall be in full force and effect from and after its passage by the Council of the City of Fremont, approval by the Mayor, and publication and posting as required by law.

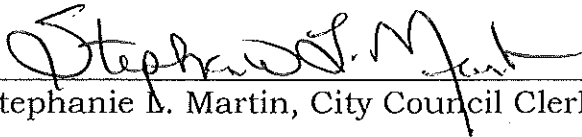


Dallas L. Leake
President of Council

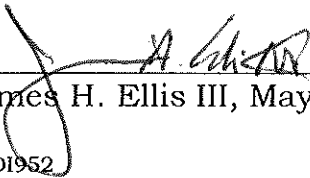
PASSED: 12/17/15

Effective date: 12/17/15

YEAS: 5 NAYS: 0



Stephanie L. Martin, City Council Clerk



James H. Ellis III, Mayor

ORD1952

Approved as to form:



James F. Melle, Director of Law
City of Fremont, Ohio

2016 Permanent Appropriations

Exhibit A

| Fund | Department / Account Class | Department Total | Fund Total |
|---------------------|----------------------------|------------------|------------|
| GENERAL FUND | | | |
| | City Council | | |
| | Employee Services | \$50,892 | |
| | All Other | \$1,800 | |
| | Total City Council | | \$52,692 |
| | Municipal Court | | |
| | Employee Services | \$597,531 | |
| | All Other | \$102,344 | |
| | Total Municipal Court | | \$699,875 |
| | Other Judicial | | |
| | Employee Services | \$0 | |
| | All Other | \$0 | |
| | Total Other Judicial | | \$0 |
| | Probation | | |
| | Employee Services | \$59,426 | |
| | All Other | \$16,927 | |
| | Total Auditor/Treasurer | | \$76,353 |
| | Auditor/Treasurer | | |
| | Employee Services | \$128,386 | |
| | All Other | \$13,683 | |
| | Total Auditor/Treasurer | | \$142,069 |
| | Building Maintenance | | |
| | Employee Services | \$41,081 | |
| | All Other | \$27,900 | |
| | Total Building Maintenance | | \$68,981 |
| | Civil Service | | |
| | Employee Services | \$2,672 | |
| | All Other | \$17,500 | |
| | Total Civil Service | | \$20,172 |
| | Engineer | | |
| | Employee Services | \$103,348 | |
| | All Other | \$102,808 | |
| | Total Engineer | | \$206,156 |

2016 Permanent Appropriations

Exhibit A

| Fund | Department / Account Class | Department Total | Fund Total |
|------|----------------------------|------------------|-------------|
| | Legal | | |
| | Employee Services | \$143,123 | |
| | All Other | \$15,816 | |
| | Total Legal | | \$158,939 |
| | MIS | | |
| | Employee Services | \$26,438 | |
| | All Other | \$6,494 | |
| | Total MIS | | \$32,932 |
| | Mayor | | |
| | Employee Services | \$84,631 | |
| | All Other | \$18,657 | |
| | Total Mayor | | \$103,288 |
| | Other Operating | | |
| | Employee Services | \$0 | |
| | All Other | \$232,600 | |
| | Total Other Operating | | \$232,600 |
| | Safety/Service | | |
| | Employee Services | \$62,766 | |
| | All Other | \$12,876 | |
| | Total Safety/Service | | \$75,642 |
| | Police | | |
| | Employee Services | \$3,329,294 | |
| | All Other | \$342,027 | |
| | Total Police | | \$3,671,321 |
| | Fire | | |
| | Employee Services | \$2,312,903 | |
| | All Other | \$166,317 | |
| | Total Fire | | \$2,479,220 |
| | Other Public Safety | | |
| | Employee Services | \$0 | |
| | All Other | \$281,908 | |
| | Total Other Public Safety | | \$281,908 |

2016 Permanent Appropriations

Exhibit A

| Fund | Department / Account Class | Department Total | Fund Total |
|------|-------------------------------------|------------------|--------------------|
| | Health & Welfare | | |
| | Employee Services | \$0 | |
| | All Other | \$26,480 | |
| | Total Health & Welfare | \$26,480 | |
| | Zoning & Planning | | |
| | Employee Services | \$14,880 | |
| | All Other | \$26,600 | |
| | Total Zoning & Planning | \$41,480 | |
| | Community Environment | | |
| | Employee Services | \$0 | |
| | All Other | \$15,500 | |
| | Total Community Environment | \$15,500 | |
| | Park | | |
| | Employee Services | \$592,394 | |
| | All Other | \$203,340 | |
| | Total Park | \$795,734 | |
| | Other Leisure | | |
| | Employee Services | \$0 | |
| | All Other | \$20,000 | |
| | Total Other Leisure | \$20,000 | |
| | Economic Development | | |
| | Employee Services | \$107,180 | |
| | All Other | \$30,013 | |
| | Total Economic Development | \$137,193 | |
| | TOTAL GENERAL | | \$9,338,535 |
| | G.O. DEBT SERVICE | | |
| | Employee Services | \$0 | |
| | All Other | \$359,150 | |
| | TOTAL G.O. DEBT SERVICE | | \$359,150 |
| | POLICE & FIRE DEBT | | |
| | Employee Services | \$0 | |
| | All Other | \$73,820 | |
| | TOTAL RESERVE BALANCE - W.C. | | \$73,820 |

2016 Permanent Appropriations

Exhibit A

| Fund | Department / Account Class | Department Total | Fund Total |
|--|---|------------------|--------------------|
| MUNICIPAL INCOME TAX | | | |
| | Employee Services | \$111,807 | |
| | All Other | \$395,213 | |
| | Transfers | \$8,415,000 | |
| | Advances | \$0 | |
| | TOTAL MUNICIPAL INCOME TAX | | \$8,922,020 |
| PUBLIC RECREATION | | | |
| | Employee Services | \$472,815 | |
| | All Other | \$573,605 | |
| | TOTAL PUBLIC RECREATION | | \$1,046,420 |
| STREET MAINTENANCE & REPAIR | | | |
| | Employee Services | \$588,283 | |
| | All Other | \$359,338 | |
| | TOTAL STREET MAINTENANCE & REPAIRS | | \$947,621 |
| MOTOR VEHICLE LICENSE | | | |
| | Employee Services | \$0 | |
| | All Other | \$145,000 | |
| | TOTAL MOTOR VEHICLE LICENSE | | \$145,000 |
| IDIAM PROGRAM | | | |
| | Employee Services | \$0 | |
| | All Other | \$8,000 | |
| | TOTAL IDIAM PROGRAM | | \$8,000 |
| INDIGENT DRIVERS | | | |
| | Employee Services | \$0 | |
| | All Other | \$12,000 | |
| | TOTAL INDIGENT DRIVERS | | \$12,000 |
| PROBATION SERVICES | | | |
| | Employee Services | \$0 | |
| | All Other | \$56,104 | |
| | TOTAL PROBATION SERVICES | | \$56,104 |
| COURT SPECIAL PROJECT FUND | | | |
| | Employee Services | \$0 | |
| | All Other | \$80,000 | |
| | TOTAL COURT SPECIAL PROJECT FUND | | \$80,000 |

2016 Permanent Appropriations

Exhibit A

| Fund | Department / Account Class | Department Total | Fund Total |
|------------------------------------|--|------------------|------------------|
| ENFORCEMENT & EDUCATION | | | |
| | Employee Services | \$0 | |
| | All Other | \$1,000 | |
| | TOTAL ENFORCEMENT & EDUCATION | | \$1,000 |
| MUNI COURT COMPUTER | | | |
| | Employee Services | \$0 | |
| | All Other | \$70,500 | |
| | TOTAL MUNI COURT COMPUTER | | \$70,500 |
| PROBATION INCENTIVE GRANT | | | |
| | Employee Services | \$0 | |
| | All Other | \$195,454 | |
| | TOTAL PROBATION INCENTIVE GRANT | | \$195,454 |
| CCA GRANT | | | |
| | Employee Services | \$47,583 | |
| | All Other | \$0 | |
| | TOTAL CCA GRANT | | \$47,583 |
| POLICE PENSION | | | |
| | Employee Services | \$0 | |
| | All Other | \$0 | |
| | Transfers | \$0 | |
| | TOTAL FIRE PENSION | | \$0 |
| FIRE PENSION | | | |
| | Employee Services | \$0 | |
| | All Other | \$0 | |
| | Transfers | \$0 | |
| | TOTAL FIRE PENSION | | \$0 |
| MANDATORY FINES | | | |
| | Employee Services | \$0 | |
| | All Other | \$2,000 | |
| | TOTAL MANDATORY FINES | | \$2,000 |
| FINES & FORFEITURES | | | |
| | Employee Services | \$0 | |
| | All Other | \$30,000 | |
| | TOTAL FINES & FORFEITURES | | \$30,000 |

2016 Permanent Appropriations

Exhibit A

| Fund | Department / Account Class | Department Total | Fund Total |
|------------------------------|------------------------------------|------------------|----------------|
| DOJ EQUITABLE SHARING | | | |
| | Employee Services | \$0 | |
| | All Other | \$2,992 | |
| | TOTAL DOJ EQUITABLE SHARING | | \$2,992 |
| CRIMINAL JUSTICE | | | |
| | Employee Services | \$0 | |
| | All Other | \$0 | |
| | Transfers | \$0 | |
| | TOTAL CRIMINAL JUSTICE | | \$0 |
| D.A.R.E. | | | |
| | Employee Services | \$0 | |
| | All Other | \$2,500 | |
| | TOTAL D.A.R.E. | | \$2,500 |
| BLOCKWATCH | | | |
| | Employee Services | \$0 | |
| | All Other | \$400 | |
| | TOTAL BLOCKWATCH | | \$400 |

2016 Permanent Appropriations

Exhibit A

| Fund | Department / Account Class | Department Total | Fund Total |
|------------------------|----------------------------|------------------|------------------|
| OHIO CDBG | | | |
| | Special Housing | | |
| | Employee Services | \$0 | |
| | All Other | \$40,639 | |
| | Total Special Housing | \$40,639 | |
| | Grants 09/10-02/29/12 | | |
| | Employee Services | \$0 | |
| | All Other | \$1,071 | |
| | Total Grants 09/10-2/12 | \$1,071 | |
| | Grants 09/11 - 02/13 | | |
| | Employee Services | \$0 | |
| | All Other | \$0 | |
| | Total Grants 9/11-2/13 | \$0 | |
| | Grants 09/12 - 02/14 | | |
| | Employee Services | \$0 | |
| | All Other | \$0 | |
| | Total Grants 9/12-2/14 | \$0 | |
| | Grants 09/13 - 02/15 | | |
| | Employee Services | \$0 | |
| | All Other | \$1,500 | |
| | Total Grants 9/12-2/14 | \$1,500 | |
| | Grants 09/14 - 02/16 | | |
| | Employee Services | \$0 | |
| | All Other | \$74,800 | |
| | Total Grants 9/14-2/16 | \$74,800 | |
| | Grants 09/15 - 02/17 | | |
| | Employee Services | \$0 | |
| | All Other | \$75,000 | |
| | Total Grants 9/15-2/17 | \$75,000 | |
| TOTAL OHIO CDBG | | | \$193,010 |

2016 Permanent Appropriations

Exhibit A

| Fund | Department / Account Class | Department Total | Fund Total |
|-------------------------------------|-------------------------------------|------------------|--------------------|
| COMMUNITY HOUSING | | | |
| | CDBG 9/15-2/17 | | |
| | Employee Services | \$0 | |
| | All Other | \$353,000 | |
| | Total CDBG | \$353,000 | |
| | Home - 9/15-2/17 | | |
| | Employee Services | \$0 | |
| | All Other | \$447,000 | |
| | Total Home | \$447,000 | |
| | OHTF - 9/15-2/17 | | |
| | Employee Services | \$0 | |
| | All Other | \$50,000 | |
| | Total Home | \$50,000 | |
| | Grant - CDBG 09/13-12/15 | | |
| | Employee Services | \$0 | |
| | All Other | \$77,395 | |
| | Total CDBG | \$77,395 | |
| | OHTF - 09/13-12/15 | | |
| | Employee Services | \$0 | |
| | All Other | \$35,760 | |
| | Total Home | \$35,760 | |
| | Home - 09/13-12/15 | | |
| | Employee Services | \$0 | |
| | All Other | \$165,964 | |
| | Total Home | \$165,964 | |
| | Grant - CDBG 09/11 - 12/13 | | |
| | Employee Services | \$0 | |
| | All Other | \$0 | |
| | Total CDBG | \$0 | |
| | Home - 09/11 - 12/13 | | |
| | Employee Services | \$0 | |
| | All Other | \$7,945 | |
| | Total Home | \$7,945 | |
| | TOTAL COMMUNITY HOUSING | | \$1,137,064 |
| CONTINUING PROFESS. TRAINING | | | |
| | Employee Services | \$0 | |
| | All Other | \$0 | |
| | CONTINUING PROFESS. TRAINING | | \$0 |

2016 Permanent Appropriations

Exhibit A

| Fund | Department / Account Class | Department Total | Fund Total |
|----------------------------|----------------------------------|------------------|------------------|
| REVOLVING LOAN | | | |
| | Employee Services | \$0 | |
| | All Other | \$35,000 | |
| | TOTAL REVOLVING LOAN | | \$35,000 |
| | | | |
| CAPITAL IMPROVEMENT | | | |
| | Employee Services | \$0 | |
| | All Other | \$989,585 | |
| | TOTAL CAPITAL IMPROVEMENT | | \$989,585 |

2016 Permanent Appropriations

Exhibit A

| Fund | Department / Account Class | Department Total | Fund Total |
|-----------------------------|---|------------------|--------------------|
| FIRE EQUIPMENT | | | |
| | Employee Services | \$0 | |
| | All Other | \$5,838 | |
| | Transfers | \$0 | |
| | TOTAL FIRE EQUIPMENT | | \$5,838 |
| LOCAL TRANSPORTATION | | | |
| | Employee Services | \$0 | |
| | All Other | \$150,000 | |
| | TOTAL LOCAL TRANSPORTATION | | \$150,000 |
| SCIP | | | |
| | Employee Services | \$0 | |
| | All Other | \$0 | |
| | TOTAL SCIP | | \$0 |
| WATER OPERATING | | | |
| | Water Office | | |
| | Employee Services | \$453,236 | |
| | All Other | \$112,083 | |
| | Total Water Office | | \$565,319 |
| | Water Treatment | | |
| | Employee Services | \$1,033,590 | |
| | All Other | \$1,699,350 | |
| | Total Water Treatment | | \$2,732,940 |
| | Water Maintenance | | |
| | Employee Services | \$610,062 | |
| | All Other | \$235,416 | |
| | Total Water Maintenance | | \$845,478 |
| | Water Improvements & Other | | |
| | Employee Services | \$0 | |
| | All Other | \$56,500 | |
| | Transfers | \$2,754,146 | |
| | Advances | \$0 | |
| | Total Water Improvements & Other | | \$2,810,646 |
| | TOTAL WATER OPERATING | | \$6,954,383 |

2016 Permanent Appropriations

Exhibit A

| Fund | Department / Account Class | Department Total | Fund Total |
|--------------------------------------|--|------------------|-------------|
| WATER DEPOSITS | | | |
| | Employee Services | \$0 | |
| | All Other | \$20,000 | |
| | TOTAL WATER DEPOSITS | | \$20,000 |
| WATER 1994 IMPROVEMENTS FUND | | | |
| | Employee Services | \$0 | |
| | All Other | \$750,700 | |
| | TOTAL WATER 1994 IMPROVEMENTS FUND | | \$750,700 |
| WATER REVENUE MORTGAGE | | | |
| | Employee Services | \$0 | |
| | All Other | \$0 | |
| | TOTAL WATER REVENUE MORTGAGE | | \$0 |
| WATER 2003 IMPROVEMENT BOND | | | |
| | Employee Services | \$0 | |
| | All Other | \$0 | |
| | TOTAL WATER 2003 IMPROVEMENT BOND | | \$0 |
| WATER CONSTRUCTION | | | |
| | Employee Services | \$0 | |
| | All Other | \$0 | |
| | TOTAL WATER CONSTRUCTION | | \$0 |
| WATER REPLACEMENT/IMPROVEMENT | | | |
| | Employee Services | \$0 | |
| | All Other | \$804,675 | |
| | TOTAL WATER REPLACEMENT/IMPROVEMENT | | \$804,675 |
| WATER RESERVOIR | | | |
| | Employee Services | \$0 | |
| | All Other | \$2,003,446 | |
| | Advances | \$0 | |
| | TOTAL WATER RESERVOIR | | \$2,003,446 |

2016 Permanent Appropriations

Exhibit A

| Fund | Department / Account Class | Department Total | Fund Total |
|-----------------------------------|---|------------------|---------------------|
| SEWER OPERATING | | | |
| | Sewer Office | | |
| | Employee Services | \$535,728 | |
| | All Other | \$112,083 | |
| | Total Sewer Office | \$647,811 | |
| | Water Pollution Control Center | | |
| | Employee Services | \$1,335,284 | |
| | All Other | \$1,465,097 | |
| | Total Water Pollution Control Center | \$2,800,381 | |
| | Sewer Maintenance | | |
| | Employee Services | \$603,554 | |
| | All Other | \$559,300 | |
| | Total Sewer Maintenance | \$1,162,854 | |
| | Sewer Improvements & Other | | |
| | Employee Services | \$0 | |
| | All Other | \$62,225 | |
| | Transfers | \$605,530 | |
| | Total Sewer Improvements & Other | \$667,755 | |
| | TOTAL SEWER OPERATING | | \$5,278,801 |
| SEWER BOND | | | |
| | Employee Services | \$0 | |
| | All Other | \$0 | |
| | TOTAL SEWER BOND | | \$0 |
| SEWER IMPROVEMENTS | | | |
| | Employee Services | \$0 | |
| | All Other | \$63,626,977 | |
| | Transfers | \$3,700,000 | |
| | TOTAL SEWER IMPROVEMENTS | | \$67,326,977 |
| INTERNAL EQUIPMENT SERVICE | | | |
| | Employee Services | \$67,114 | |
| | All Other | \$18,296 | |
| | TOTAL INTERNAL EQUIPMENT SERVICE | | \$85,410 |

2016 Permanent Appropriations

Exhibit A

| Fund | Department / Account Class | Department Total | Fund Total |
|--|----------------------------|------------------|-----------------------------|
| R. L. WALSH TRUST | | | |
| | Employee Services | \$0 | |
| | All Other | \$0 | |
| TOTAL R. L. WALSH TRUST | | | \$0 |
| RECREATION TRUST | | | |
| | Employee Services | \$0 | |
| | All Other | \$1,000 | |
| RECREATION TRUST | | | \$1,000 |
| DEMOLITION SECURITY | | | |
| | Employee Services | \$0 | |
| | All Other | \$20,000 | |
| TOTAL DEMOLITION SECURITY | | | \$20,000 |
| UNCLAIMED MONIES | | | |
| | Employee Services | \$0 | |
| | All Other | \$500 | |
| TOTAL UNCLAIMED MONIES | | | \$500 |
| STATE HIGHWAY PATROL | | | |
| | Employee Services | \$0 | |
| | All Other | \$35,000 | |
| TOTAL STATE HIGHWAY PATROL | | | \$35,000 |
| SANDUSKY CO. SEWER DISTRICT | | | |
| | Employee Services | \$0 | |
| | All Other | \$425,000 | |
| TOTAL SANDUSKY CO. SEWER DISTRICT | | | \$425,000 |
| GRAND TOTAL - ALL FUNDS | | | <u>\$107,557,488</u> |