

ORDINANCE NO. 2012- 3609

AN ORDINANCE TO AUTHORIZE THE EXPENDITURE AND DIRECT THE SAFETY SERVICE DIRECTOR TO ENTER INTO A CHANGE ORDER WITH THE ENGINEERING FIRM MWH AMERICAS INC FOR AN AMOUNT NOT TO EXCEED \$3.04 MILLION DOLLARS, FOR IMPROVEMENTS TO THE FREMONT WATER POLLUTION CONTROL CENTER IN FREMONT, STATE OF OHIO AND DECLARING AN EMERGENCY.


BE IT ORDAINED BY THE COUNCIL, CITY OF FREMONT, STATE OF OHIO:

SECTION 1. The Fremont City Council hereby authorizes the expenditure and directs the Safety Service Director to enter into a change order attached as Exhibit A with the engineering firm MWH Americas Inc, in an amount not to exceed \$3.04 million dollars for improvements to the Fremont Water Pollution Control Center.

SECTION 2. The \$3.04 million allocated by Fremont City Council is to be appropriated from fund No. 590 the sewer improvement fund.


SECTION 3. The immediate operation of the provisions of this ordinance is necessary for the immediate preservation of the public peace, health, safety and welfare of the citizens of the City of Fremont. Said emergency being the need to comply with time deadlines set by the Ohio EPA and to prevent combined sewer overflows from occurring in the future.


This ordinance, provided it receives a two-thirds yea or nay vote of all the members elected to the Fremont City Council, is hereby declared to be an emergency measure and this ordinance shall be in full force and effect from and after its passage by the Council of the City of Fremont, approval by the Mayor, and publication and posting as required by law.


James G. Weaver
President of Council

PASSED: 11-15-12
Effective Date: 11-15-12

YEAS: 6 NAYS: 0


Elaine J. Huntley, Clerk of Council


James H. Ellis III, Mayor

ORDI753

Approved as to form:

A handwritten signature in black ink, appearing to read 'J. Melle', positioned above a horizontal line.

James F. Melle, Director of Law
City of Fremont, Ohio

FREMONT

Amendment 1 to Attachment A

SCOPE OF WORK

The following scope is an addition:

6.21 Sub-task 2B Detailed Final Design.

- a. Develop the 60%, 90% and Final Design for the following improvements:
- b. New Administration (approx. size 60' x 120')/Maintenance (approx. size 60' x 120') Facility to include new plant power distribution system, lab and control room.
- c. Demolition of existing Administration Building.
- d. Demolition of existing solids storage tanks and primary tanks.
- e. New Influent Screen/Pumping Facility consisting of two 15 mgd screens, belt conveyor, screenings washer compactor and five submersible pumps.
- f. New Grit Separation/Processing Facility consisting of two vortex grit separation units, four pumps and two grit wash/seperator/dewatering units.
- g. New Electrical Room/A2O Blower Facility consisting of four blowers.
- h. New Anaerobic/Anoxic/Oxic (A2O) Tanks/System consisting of three tanks with each having three mixers, aeration diffuser system and three recycle pumps.
- i. New Final clarifiers consisting of three 90' diameter clarifiers.
- j. New RAS/thickening facility with chemical and pumping systems consisting of two gravity belt thickeners, four RAS pumps, two thickened sludge pumps, two filtrate pumps, phosphoric acid, ACH and polymer chemical systems.
- k. New scum collection pumping system consisting of two sumps with two pumps each.
- l. New septage receiving station consisting of sloped concrete pad with gravity drain to interceptor.
- m. New UV disinfection/effluent pump station consisting of two UV banks and five submersible effluent pumps.
- n. Modify existing Chemical Building into solids dewatering facility consisting of one new belt press and polymer system.
- o. Modify existing anaerobic digesters and final clarifiers to new ATAD and aerobic digestion systems consisting of two anaerobic tanks with diffusers, two ATAD tanks with two pumps and two blowers and one SNDR tank with aluminum dome.

- p. New Blower/Pump facilities for ATAD and aerobic digestion. Two 15' x 20' single story building with two blowers and two pumps inside each.
- q. Modify existing tertiary filter facility with new disc filters, electrical room and chemical room consisting of four disc type filters and a peracetic acid room.
- r. Modify existing generator facility to area electrical distribution center.
- s. New generator for plant backup power.
- t. New plant control system with control room in new Administration/Maintenance Facility.
- u. Improved site grading, drainage and roadways.
- v. Site yard work piping.

6.22 60% Design

1. Develop drawings to 60% complete for site/civil, architectural, structural, process mechanical, HVAC, plumbing, and I&C.
2. Incorporate agreed to Value Engineering Ideas.
3. Draft specifications for major process equipment, electrical, I&C, architectural, site civil, HVAC and plumbing work.
4. Perform QA/QC of 60% related work.
5. Submit 60% documents to City for review and comment. Meet with City staff and incorporate comments as agreed.
6. Provide to the City three (3) half size copies; one (1) full size copy and one electronic copy of the drawings (PDF format).

6.23 90% Design

1. Develop site civil, architectural, structural, process mechanical, electrical, I&C, HVAC and plumbing drawings to 90% complete.
2. Specifications for all equipment, electrical, I&C, architectural, site civil, HVAC and plumbing work.
3. Prepare draft Division 1 specifications.
4. Perform QA/QC of 90% related work.
5. Submit 90% documents to City for review and comment.

6. Provide to the City three (3) half size copies; one (1) full size copy and one electronic copy of the drawings and specifications (PDF format).

6.24 Final Design

1. Develop all discipline drawings to 100% complete.
2. Incorporate agreed to comments from City 90% review.
3. Finalize technical specifications and Division 1 specifications.
4. Perform final back checking.
5. Provide to the City three (3) half size copies and one (1) full size copy of the drawings , three copies of the specifications , one electronic copy of the drawings and specifications in PDF format, one electronic copy of the drawings in autocad format and specifications in word format.

6.25 CMAR Interface

The scope includes the following for the Construction Management at Risk interface:

Organizational Meeting (1 all day meeting attended by 2 personnel).

Monthly Progress Meetings (6 all day meetings attended by 2 personnel).

Respond to 60% and 90% Design Review Comments (maximum 100 comments total).

Respond to sequence of construction and construction cost comments (maximum 20 comments total).

Prepare a maximum of three separate design packages (demolition, liquid train, solids train).

Page 16 Project Schedule Additions

60% Design – December 2012 thru February 2013 (3 months)

March 1, 2013 – OEPA PTI submittal

90% Design – March 2013 thru May 2013 (3 months)

Final Design – June 2013 (1 month)

Page 17 Fee Additions

Task 2B – WPCC Final Detailed Design

\$2,840,000

The 60%, 90% and Final Design, and CMAR Interface services

General Allowance 2

\$ 130,000

Fee to only be used upon authorization by the City.